

Dynasty® 280 Series

TIG/Stick Welding Power Source  

Quick Specs



Industrial Applications

Precision fabrication
Heavy fabrication
Pipe and tube fabrication
Aerospace
Aluminum ship repair
Anodized aluminum fabrication

Processes

AC/DC TIG (GTAW)
Pulsed TIG (GTAW-P)
Stick (SMAW)
Air carbon arc (CAC-A)

Input Power 208–575 V, 1-phase or 3-phase power

Amperage Range 1–280 A (DC)
2–280 A (AC)

Rated Output 200 A at 28 V, 60% duty cycle

Net Weight 52 lb. (23.6 kg)

Update and expand. Front panel memory card data port provides the ability to easily update software and expand product features.

Visit MillerWelds.com/TIGSoftware for the latest software updates and expansions.

Pro-Set™ eliminates the guesswork when setting weld parameters. Use Pro-Set when you want the speed, convenience and confidence of preset controls. Simply select the feature and adjust until Pro-Set appears on the display.

Sleep timer conserves electricity. This programmable feature will power down the machine if it sits idle for a specific time.



Allows for any input voltage hookup (208–575 V) with no manual linking, providing convenience in any job setting. Ideal solution for dirty or unreliable power.

Cooler Power Supply (CPS) is an integrated 120-volt dedicated-use receptacle for the Coolmate™ 1.3. Available on select models, see page 6.

Cooler-On-Demand™ feature operates the auxiliary cooling system only when needed, reducing noise, energy use, and airborne contaminants pulled through the cooler.
Note: Cooler-On-Demand is only available on CPS models.

Blue Lightning™ high-frequency (HF) arc starter for non-contact arc initiation. Provides more consistent arc starts and greater reliability compared to traditional HF arc starters.



Dynasty 280

Dynasty 280 DX

Meter calibration allows digital meters to be calibrated for certification.

Wind Tunnel Technology™ protects internal electrical components from airborne contaminants, extending the product life.

Fan-On-Demand™ power source cooling system operates only when needed, reducing noise, energy use and the amount of contaminants pulled through the machine.

Insight Core™ Internet-based solution that monitors and reports welding activity for basic productivity and quality measures. DX models only.

Insight Centerpoint™ Advanced solution that drives productivity and ensures weld quality by providing real-time weld operator feedback and machine control. DX models only.




Power source is warranted for three years, parts and labor.


AC TIG Features


Balance control provides adjustable oxide removal which is essential for creating the highest quality aluminum welds. DX models provide extended ranges.


Frequency controls the width of the arc cone and can improve directional control of the arc.

AC Waveforms

 **Advanced squarewave,** fast freezing puddle, deep penetration and fast travel speeds.

 **Soft squarewave** for a soft buttery arc with maximum puddle control and good wetting action.

 **Sine wave** for customers that like a traditional arc. Quiet with good wetting.

 **Triangular wave** reduces the heat input and is good on thin aluminum. Fast travel speeds.

DC TIG Features

Exceptionally smooth and precise arc for welding exotic materials.

AC/DC Stick Features

DIG control allows the arc characteristics to be changed for specific applications and electrodes. Lower the DIG setting for smooth running electrodes like E7018 and increase the DIG setting for stiffer, more penetrating electrodes like E6010.

Hot Start™ adaptive control provides positive arc starts without sticking.

AC frequency control adds stability for smoother welds when AC Stick welding.

Stick-Stuck detects if the electrode is stuck to the part and turns the welding output off to safely and easily remove the electrode. Menu selectable.



Miller Electric Mfg. Co.
An ITW Welding Company
1635 West Spencer Street
P.O. Box 1079
Appleton, WI 54912-1079 USA

Equipment Sales US and Canada
Phone: 866-931-9730
FAX: 800-637-2315
International Phone: 920-735-4554
International FAX: 920-735-4125

MillerWelds.com
    



Specifications (Subject to change without notice.)



Welding Mode	Input Power	Welding Amperage Range	Rated Output	Amps Input at Rated Load Output, 50/60 Hz							Max. Open-Circuit Voltage	Dimensions	Net Weight
				208 V	230 V	400 V	460 V	575 V	KVA	KW			
TIG (GTAW)	3-phase	2–280 A (AC) 1–280 A (DC)	235 A at 19.4 V, 60% duty cycle	19	17	10	9	7	7.0	6.7	60 VDC (11 VDC**)	H: 13.6 in. (346 mm) W: 8.6 in. (219 mm) D: 22.5 in. (569 mm)	52 lb. (23.6 kg) 55 lb. (25 kg) with CPS
	1-phase	2–280 A (AC) 1–280 A (DC)	235 A at 19.4 V, 60% duty cycle	33	30	17	15	12	6.9	6.8			
Stick (SMAW)	3-phase	5–280 A	200 A at 28 V, 60% duty cycle	22	20	11	10	8	8.2	7.9	60 VDC (11 VDC**)	H: 13.6 in. (346 mm) W: 8.6 in. (219 mm) D: 22.5 in. (569 mm)	52 lb. (23.6 kg) 55 lb. (25 kg) with CPS
	1-phase	5–280 A	180 A at 27.2 V, 60% duty cycle*	34	31	17	15	12	7.1	7.0			

* Refer to owner's manual for 208 V output ratings and duty cycle. ** Low OCV sense voltage for stick and Lift-Arc™ TIG.

IP23 rating — This equipment is designed for outdoor use. It may be stored, but is not intended to be used outside during precipitation unless sheltered.

Operating temperature range is 14 to 104°F (-10 to 40°C). Storage temperature range is -22 to 149°F (-30 to 65°C). Portions of the preceding text are contained in EN 60974-1: "Welding power sources for arc welding equipment."

Certified by Canadian Standards Association to both the Canadian and U.S. Standards. All CE models conform to the applicable parts of the IEC 60974 series of standards.

Performance Data

Input Power	TIG (GTAW) Duty Cycle	Stick (SMAW) Duty Cycle	AC TIG Material Thickness Range	DC TIG Material Thickness Range	Stick Electrode Maximum Diameter	Carbon Arc Gouging (CAC-A) Maximum	Generator Requirement
3-phase	280 A, 25% 235 A, 60% 200 A, 100%	280 A, 15% 200 A, 60% 160 A, 100%	0.012–3/8 in. (0.3–9.5 mm)	0.004–3/8 in. (0.1–9.5 mm)	6010: 1/4 in. (6.4 mm) 7018: 7/32 in. (5.6 mm) 7024: 3/16 in. (4.8 mm)	3/16 in. (4.8 mm)	12.5 kW
1-phase*	280 A, 25% 235 A, 60% 200 A, 100%	280 A, 10% 180 A, 60% 160 A, 100%					

* Refer to owner's manual for 208 V output ratings and duty cycle.

Coolmate™ 1.3 Cooler



- Dynasty® models with CPS turn Coolmate 1.3 on and off
- Power indicator light
- Fluid level sight window
- Rustproof polyethylene-molded coolant tank and filler spout
- 1/4 hp motor is thermally protected to guard against overheating
- Efficient fin and tube heat exchanger
- Factory-set pressure relief valve (55 psi) maintains consistent pressure during operation
- Filter and coolant filling spout are conveniently located
- Brass-body, positive displacement rotary vane pump provides consistent coolant flow and pressure rating with long pump-life expectancy

Input Power	Maximum Current Draw	Maximum Cooling Capacity	Rated Cooling Capacity	Tank Capacity	Dimensions	Net Weight
115 V, 60 Hz	4.7 A (60 Hz)	3,400 W (11,600 Btu/hr.) 3.8 qt./min. (3.6 L/min.)	1,330 W (4,540 Btu/hr.) 1.1 qt./min. (1 L/min.)	1.3 gal. (4.9 L)	H: 11.25 in. (286 mm) W: 10.375 in. (264 mm) D: 24 in. (610 mm)	43 lb. (20 kg)



Weldcraft™ W-280 (WP-280) TIG Torch



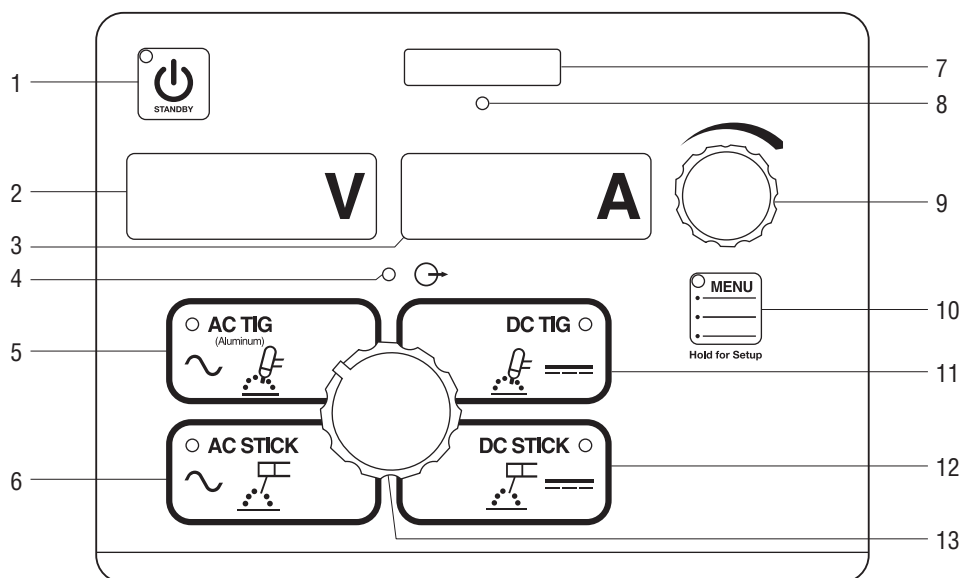
- Two-piece torch head and exclusive Super Cool™ Technology provides additional surface area to increase cooling efficiency and capacity
- Torch body includes an anti-rotation feature and multi-position locking to prevent handle movement during welding and improve operator control
- Secure mechanical fittings and connections minimize leakage

Cooling Method	AC Rating	DC Rating	Consumables	Electrode Range	Cable
Water-cooled	195 A, 100% duty cycle	280 A, 100% duty cycle	13N	.020–1/8 in. (0.5–3.2 mm)	Three-piece

TIG Upgrade Chart

Why Upgrade?	Syncrowave 250	UPGRADE	Dynasty 280	UPGRADE	Dynasty 280 DX	Dynasty 280 Benefits
Thickness Capacity	.015–3/8 in. aluminum .012–3/8 in. steel	➔	.012–3/8 in. aluminum .004–3/8 in. steel			The Dynasty 280 has a lower bottom end, and can weld thinner metals.
Duty Cycle	200 A, 60%	➔	235 A, 60%			Weld longer at higher amperages. At 200 A the Dynasty 280 can weld continuously.
High Frequency Arc Starting	Continuous HF	➔	Start only HF			HF on start only limits HF interference issues during the weld.
Precision Controls	Digital and dial %	➔	All digital			Precise adjustments can be made with all-digital controls for greater quality control and repeatability.
Confusion on Where to Set the Controls?	Trial and error	➔	Pro-Set™ eliminates the guesswork when setting weld parameters.			Select the feature and adjust until Pro-Set appears in display. Pro-Set is available for Balance, Frequency, Pulse and DIG parameters.
AC Frequency Control (Aluminum TIG)	Fixed at 60 Hz	➔	Variable 70–150 Hz	➔	Variable 20–400 Hz	Higher frequencies provide better arc control and faster travel speeds.
AC Balance Control (Aluminum TIG)	45–68% electrode negative	➔	60–80% electrode negative	➔	50–99% electrode negative	Greater electrode negative helps to produce welds with less etching for more aesthetic looking welds.
AC Waveforms (Aluminum TIG)	Soft squarewave		Soft squarewave	➔	Advanced squarewave Soft squarewave Sine wave Triangular wave	Advanced squarewave = Travel faster Soft squarewave = Maximum puddle control Sine wave = Traditional characteristics Triangular wave = Reduced heat input
Weld Aluminum with Pointed Tungsten (Aluminum TIG)						Extended Frequency and Balance controls permit welding aluminum with pointed tungsten. The benefits are reduced heat input into your part, smaller weld beads, better starting, more control of the arc and faster travel speeds.
Portability	378 lb. (172 kg) crane or cart	➔	52 lb. (23.6 kg) carry or cart			Easier to move because of size and weight. Don't have to wait for a crane operator.
Power Flexibility	Manual link, 208/230/460 V 1-phase only	➔	Auto-Line™, 208–575 V 1-phase or 3-phase			Auto-Line allows the unit to operate on any voltage. 1-phase or 3-phase. Even generators!
Line Draw at 200 Amps	77 A, 230 V, 1-phase	➔	25 A, 230 V, 1-phase 15 A, 230 V, 3-phase			Line requirement to operate is much less. Smaller electrical service needed, smaller breaker/fuses and power cord.
Insight	N/A		N/A		Insight Core™ Insight Centerpoint™	Ensures weld quality, records and maintains weld data and tracks productivity.

Dynasty® 280 Control Panel



1. Standby Switch

2. Voltmeter Display

3. Ammeter Display

4. Output Contactor "On" Indicator

5. AC TIG Process Menu Parameters

Amperage	2–280 A**
Balance*	60–80%
Frequency*	70–150 Hz
Postflow	Auto/Off–50 seconds

6. AC Stick Process Menu Parameters

Amperage	5–280 A
DIG*	Off–100%

7. Memory Card Port

8. Activity Indicator

9. Encoder Control

10. Menu Ranges

11. DC TIG Process Menu Parameters

Amperage	1–280 A**
Pulse*	Off–250 PPS
Postflow	Auto/Off–50 seconds

12. DC Stick Process Menu Parameters

Amperage	5–280 A
DIG*	Off–100%

13. Process Selector

*Pro-Set parameter selectable. **Amperage range is tungsten size dependent.

User Menu (Hold Menu button three seconds.)

AC TIG

1. Start = HF/Lift Arc
2. Tungsten Size = .020–1/8 in. or .05–3.2 mm
3. Remote Trigger = STD/HOLD/OUTPUT ON

AC Stick

1. Hot Start = ON/OFF
2. Remote Trigger = OUTPUT ON/STD

DC TIG

1. Start = Lift Arc/HF
2. Tungsten Size = .020–1/8 in. or .05–3.2 mm
3. Remote Trigger = STD/HOLD/OUTPUT ON

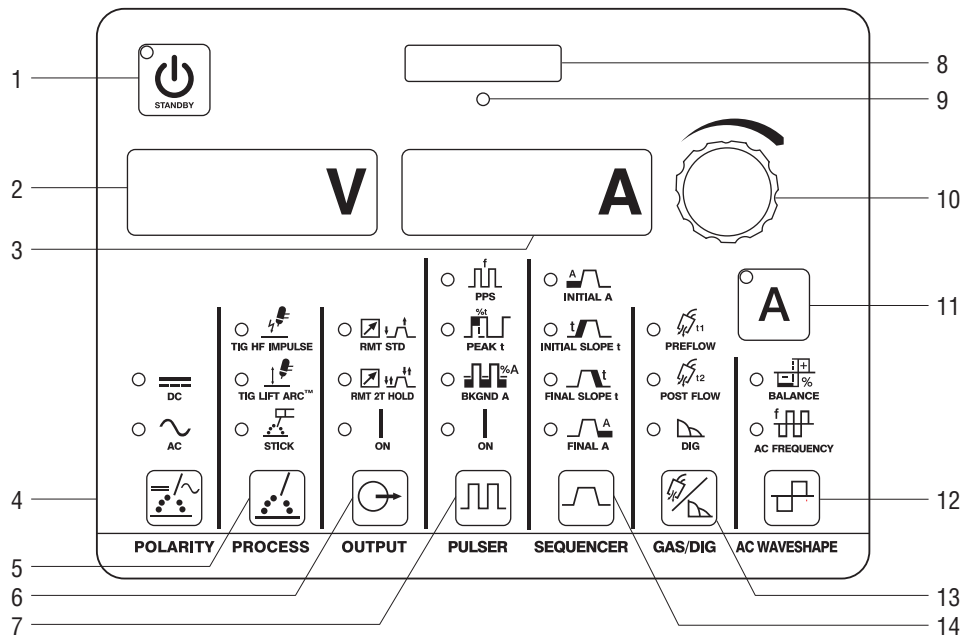
DC Stick

1. Hot Start = ON/OFF
2. Remote Trigger = OUTPUT ON/STD

Tech Menu (Hold Menu button five seconds.)

1. Arc Time
 - 0.0–9,999 hours
 - 0.0–59 minutes
 - 0–999,999 cycles
 - Resettable
2. Error Log = Error event recorder
3. Sleep Timer = 1/5/10/15/30/45MIN/1HR
4. Stick Stuc = OFF/ON
5. OCV = LOW/NORM
6. Cooler Power = AUTO/OFF (only on Dynasty models with CPS)
7. Machine Reset
8. Software Number
9. Serial Number

Dynasty® 280 DX Control Panel



- | | |
|---|---|
| <p>1. Standby Switch</p> <p>2. Voltmeter Display</p> <p>3. Ammeter Display</p> <p>4. Polarity AC/DC</p> <p>5. Process/
Arc Starting
TIG: HF impulse, Lift-Arc
Stick: Adaptive Hot Start</p> <p>6. Output Control
Standard remote,
2T trigger hold,
Output on</p> <p>7. Pulser Control
Pulses per Second* DC: 0.1–500 PPS
AC: 0.1–500 PPS
Peak Time* 5–95%
Background Amps* 5–95%</p> <p>8. Memory Card Port</p> <p>9. Activity Indicator</p> <p>10. Encoder Control</p> | <p>11. Amperage Button</p> <p>12. AC Waveshape
Balance* 50–99% EN
Frequency* 20–400 Hz</p> <p>13. Gas/DIG
Prewflow 0.0–25.0 seconds
Postflow Auto/Off–50 seconds
DIG* Off–100%</p> <p>14. Sequencer Control
Initial Amps AC: 2–280 A
DC: 1–280 A
Initial Time 0.0–25.0 seconds
Initial Slope 0.0–50.0 seconds
Weld Time 0.0–999 seconds
Final Slope 0.0–50.0 seconds
Final Amps AC: 2–280 A
DC: 1–280 A
Final Time 0.0–25.0 seconds</p> |
|---|---|

*Pro-Set parameter selectable.

User Menu (Press Gas and Amperage buttons.)

1. Tungsten Size = .020–1/8 in./GEN or .05–3.2 mm
2. Remote Trigger = 3T/4T/4TL/4TLE
3. Wave Form = SOFT/ADVS/SINE/TRI
4. Stick Hot Start = ON/OFF

Tech Menu (Hold Gas and Amperage buttons five seconds.)

1. Arc Time 0.0–9,999 hours
0.0–59 minutes
0–999,999 cycles
Resettable
2. Error Log = Error event recorder
3. Sleep Timer = 1/5/10/15/30/45MIN/1HR
4. Stick Stuc = OFF/ON
5. OCV = LOW/NORM
6. Weld Timers = OFF/ON
7. Cooler Power = AUTO/ON/OFF (only on Dynasty models with CPS)
8. Locks = OFF/1–4
9. Meter Display
10. External Pulse Control = OFF/ON
11. Machine Reset
12. Software Number
13. Serial Number
14. Insight (DX with Insight model only)

Dynasty® 280 Models/Packages

Build an Air-Cooled Package

Select desired stock number for each step.



907550
Dynasty shown.



301311
kit shown.

Step #1 • Select Dynasty		Step #2 • Select Contractor Kit	
Dynasty 280	907550	Foot Control Contractor Kit	301309
Dynasty 280 (CPS)	907537	Fingertip Control Contractor Kit	301311
Dynasty 280 DX	907551		
Dynasty 280 DX (CPS)	907514		
Dynasty 280 DX w/Insight (CPS)	907514003		
<p><i>Note: For models without the Cooler Power Supply (CPS), the Coolmate 1.3 must be powered through an external 120-volt facility power.</i></p>		See page 7 for kit contents.	
Dynasty comes with adjustable shoulder strap, 8 ft. power cord (no plug), quick reference guide and two 50 mm Dinse-style connectors.			

Build a Water-Cooled Package

Select desired stock number for each step.



907537002
Dynasty 280
TIGRunner® shown
with four bottles
of 043810
Low-Conductivity
Coolant.



194744 remote shown.



300990 kit shown.

Step #1 • Select Dynasty TIGRunner® and Coolant	Step #2 • Select Remote Control	Step #3 • Select Torch Kit			
Dynasty 280 (CPS) TIGRunner	907537002	Wireless Foot (recommended)	300429	W-250 Kit	300185
Dynasty 280 DX (CPS) TIGRunner	907514001	RFCS-14 HD Foot	194744	W-280 Kit	300990
Dynasty 280 DX w/Insight (CPS) TIGRunner	907514004	RCC-14 E/W Fingertip	151086	(recommended for 280 model)	
&		RCCS-14 N/S Fingertip	043688	W-375 Kit	301268
Low-Conductivity Coolant	043810	RMS-14 Pushbutton	187208		
(Must be ordered in quantities of four.)		RMLS-14 Momentary/Maintained	129337		
		RHC-14 Hand	242211020		
		Wireless Hand	300430		
Dynasty TIGRunner comes with 8 ft. power cord (no plug), quick reference guide, Coolmate™ 1.3 and Small Runner™ cart.	See page 7 for remote descriptions.	See page 7 for kit contents.			

Water-Cooled Packages

Use a single stock number to order a complete preconfigured system.



951468
package shown.

Select Water-Cooled Complete Package	
Dynasty 280 (CPS) Complete with Foot Control	951466
Dynasty 280 DX (CPS) Complete with Foot Control	951468
Dynasty 280 DX (CPS) Complete with Wireless Foot Control	951469
Comes with:	
• 8 ft. power cord (no plug)	
• Quick reference guide	
• Coolmate™ 1.3 300972	
• Coolant (4 one-gallon bottles of 043810)	
• Small Runner™ cart 301318	
• Remote control 194744 (foot) OR remote control 300429 (wireless foot)	
• W-280 torch kit 300990 (see page 7 for contents)	

Genuine Miller® Accessories

Protective Cover 301382

Fits Dynasty 210/280 and Maxstar 280.



Small Runner™ Cart 301318

Designed for Dynasty/Maxstar 210 and 280 with or without Coolmate 1.3 cooler. Cart features single-cylinder rack, foot pedal holder, two cable/torch holders, and two TIG filler rod holders.



Coolmate™ 1.3

300972 120 V
1.3-gallon cooler designed to cool torches up to 280 amps.



Performance TIG Gloves

263345 X-Small
263346 Small
263347 Medium
263348 Large
263349 X-Large
Completely unlined, goat grain leather with triple-padded palm.

Memory Cards

Memory Card Expansion

301151 14-Pin Automation Expansion
Provides the ability to access common automation functions through the 14-pin connection.

301152 14-Pin Modbus® Expansion
Provides the ability to access basic and advanced functions through the 14-pin connection.

301235 Independent AC Expansion
Allows EP and EN amperages and waveforms to be set independently to precisely control heat input to the work and electrode.

Memory Card (Blank) 301080

A blank, commercially available memory card used for transferring software updates and expandable features from your computer to the machine.

TIG Torches, Kits and Connectors

Contractor Kits

301309 150 A RFCS-14 HD Foot Pedal Kit

301311 150 A RCCS-14 Fingertip Kit

All-in-one TIG/stick welding kit comes with either a RFCS-14 HD foot control **OR** RCCS-14 fingertip control, Weldcraft™ A-150 TIG torch, 200-amp stick electrode holder and 300-amp work clamp with 15-foot (4.6 m) cables, flow gauge regulator with 12-foot (3.7 m) gas hose, gas hose coupler, AK2C torch accessory kit and TIG torch connector.



Weldcraft™ A-200 (WP-26)

TIG Torch
WP-26-12-R (12 ft.)
WP-26-25-R (25 ft.)
200-amp air-cooled torch. Torch body gas valve models also available.

Note: A-200 (WP-26) torches require 195379 connector.



Air-Cooled TIG Torch Connectors

195379 A-200 (WP-26)
195378* All others

50 mm Dinse-style for one-piece air-cooled torch.

**A-80 (WP-24) torches require 24-5 connector.*

Water-Cooled Torch Kits

300185 W-250
300990 W-280 (recommended)
301268 W-375

Kit comes with Weldcraft™ 25-foot (7.6 m) TIG torch with Dinse-style connector, torch cable cover, work clamp with 15-foot (4.6 m) cable, flowmeter regulator with gas hose and torch accessory kit (1/16-, 3/32- and 1/8-inch 2% ceriated tungsten, nozzles, collets and collet bodies).



Water-Cooled TIG Torch Connector 195377

50 mm Dinse-style with water return line. For use with all Weldcraft™ water-cooled torches.

Remote Controls and Switches



Wireless Remote Foot Control 300429

For remote current and contactor control. Receiver plugs directly into the 14-pin receptacle of Miller machine. 90-foot (27.4 m) operating range.



RFCS-14 HD Foot Control 194744

Maximum flexibility is accomplished with a reconfigurable cord that can exit the front, back or either side of the pedal. Foot pedal provides remote current and contactor control. Includes 20-foot (6 m) cord and 14-pin plug.



RCC-14 Remote Contactor and Current Control 151086

East/west rotary-motion fingertip control attaches to TIG torch using two hook-and-loop fasteners. Includes 26.5-foot (8 m) control cord and 14-pin plug.



RCCS-14 Remote Contactor and Current Control 043688

North/south rotary-motion fingertip control attaches to TIG torch using two hook-and-loop fasteners. Includes 26.5-foot (8 m) cord and 14-pin plug.



RMS-14 On/Off Control 187208

Momentary-contact switch for contactor control. Rubber-covered pushbutton dome switch ideal for repetitive on-off applications. Includes 26.5-foot (8 m) cord and 14-pin plug.



RMLS-14 Switch 129337

Momentary- and maintained-contact rocker switch for contactor control. Push forward for maintained contact and backward for momentary contact. Includes 26.5-foot (8 m) cord and 14-pin plug.



RHC-14 Hand Control 242211020

Miniature hand control for remote current and contactor control. Dimensions: 4 x 4 x 3.25 inches (102 x 102 x 83 mm). Includes 20-foot (6 m) cord and 14-pin plug.



Wireless Remote Hand Control 300430

For remote current and contactor control. Receiver plugs directly into the 14-pin receptacle of Miller machine. 300-foot (91.4 m) operating range.

Educational Materials

To order, please call Miller Literature at 866-931-9732 or visit MillerWelds.com/resources/tools.

Gas Tungsten Arc Welding (TIG) Publication 250833

Setup DVD 251116

Video topics include tungsten selection, setup menus, DC pulse, sequencer, balance and frequency settings.

Tungsten

Tungsten	Amp Range	2% Ceriated (AC/DC)	2% Lanthanated (AC/DC)
1/16 in. (1.6 mm)	70–150 A	WC116X7	WL2116X7
3/32 in. (2.4 mm)	140–250 A	WC332X7	WL2332X7
1/8 in. (3.2 mm)	225–400 A	WC018X7	WL2018X7
5/32 in. (4.0 mm)	300–500 A	WC532X7	WL2532X7

Ordering Information

Equipment and Options	Stock No.	Description	Qty.	Price
Dynasty® 280	907550	Auto-Line™ 208–575 V, 50/60 Hz, CSA . 8 ft. power cord		
Dynasty® 280 (CPS)	907537	Auto-Line™ 208–575 V, 50/60 Hz, CSA . 8 ft. power cord		
Dynasty® 280 DX	907551	Auto-Line™ 208–575 V, 50/60 Hz, CSA . 8 ft. power cord		
Dynasty® 280 DX (CPS)	907514	Auto-Line™ 208–575 V, 50/60 Hz, CSA . 8 ft. power cord		
Dynasty® 280 DX (CPS) International	907514002	Auto-Line™ 208–575 V, 50/60 Hz, CE . 8 ft. power cord		
Dynasty® 280 DX with Insight (CPS)	907514003	Auto-Line™ 208–575 V, 50/60 Hz, CSA . 8 ft. power cord		
Water-Cooled Packages				
Dynasty® 280 (CPS) TIGRunner®	907537002	Auto-Line™ 208–575 V, 50/60 Hz, CSA . 8 ft. power cord (Torch kit, accessories and coolant sold separately)		
Dynasty® 280 DX (CPS) TIGRunner®	907514001	Auto-Line™ 208–575 V, 50/60 Hz, CSA . 8 ft. power cord (Torch kit, accessories and coolant sold separately)		
Dynasty® 280 DX with Insight (CPS) TIGRunner®	907514004	Auto-Line™ 208–575 V, 50/60 Hz, CSA . 8 ft. power cord (Torch kit, accessories and coolant sold separately)		
Dynasty® 280 (CPS) Complete w/Foot Control	951466	Auto-Line™ 208–575 V, 50/60 Hz, CSA . 8 ft. power cord		
Dynasty® 280 DX (CPS) Complete w/Foot Control	951468	Auto-Line™ 208–575 V, 50/60 Hz, CSA . 8 ft. power cord		
Dynasty® 280 DX (CPS) Complete w/Wireless Foot Control	951469	Auto-Line™ 208–575 V, 50/60 Hz, CSA . 8 ft. power cord		
Software				
Insight Centerpoint™	301314 301323 301315 301316 301256	Standard capability for Dynasty Advanced capability for Dynasty Standard and advanced capability for Dynasty Version 9.0 single license for Dynasty Version 9.0 site license		
Insight Reporter™	301317	Management reporting system client software for Dynasty		
Insight Reporter™ SQL Database	300710	Management reporting system database software (one required per server)		
Field Application Support	195480	Miller field support (contact distributor for details)		
Accessories				
Protective Cover	301382	For Dynasty 210/280 and Maxstar 280		
Small Runner™ Cart	301318	For Dynasty/Maxstar 210 and 280 with or without Coolmate 1.3		
Coolmate™ 1.3	300972	120 V, 60 Hz, CSA . <i>Requires coolant</i>		
TIG Coolant (Must be ordered in quantities of four)	043810	1-gallon plastic bottle. Protects against freezing to -37° Fahrenheit (-38° C) or boiling to 227° Fahrenheit (108° C)		
TIG Gloves		See page 7		
Memory Cards		See page 7		
TIG Torches, Kits and Connectors				
Air-Cooled Contractor Kits	301309 301311	Foot pedal Fingertip		
Weldcraft™ A-150 (WP-17) TIG Torch	WP-17-12-R WP-17-25-R	12 ft. (3.7 m) cable. Requires 195378 connector 25 ft. (7.6 m) cable. Requires 195378 connector		
Weldcraft™ A-200 (WP-26) TIG Torch	WP-26-12-R WP-26-25-R	12 ft. (3.7 m) cable. Requires 195379 connector 25 ft. (7.6 m) cable. Requires 195379 connector		
Air-Cooled TIG Torch Connectors	195379 195378	Connects Weldcraft™ A-200 (WP-26) torch to Dinse-style connector Connects all air-cooled Weldcraft™ torches (except A-200) to Dinse-style connector. A-80 (WP-24) torches require 24-5 connector		
Water-Cooled Torch Kits	300185 300990 301268	W-250 W-280 (recommended for Dynasty 280) W-375		
Water-Cooled TIG Torch Connector	195377	Connects Weldcraft™ water-cooled torches to Dinse-style connector		
Tungsten		See page 7		
Remote Controls		See page 7		
Educational Materials		See page 7		

Date:

Total Quoted Price:

Distributed by:

